




ENERG
енергия · ενέργεια



METROAIR S8



55 °C

35 °C



A++

A+++



dB



49 dB



2019

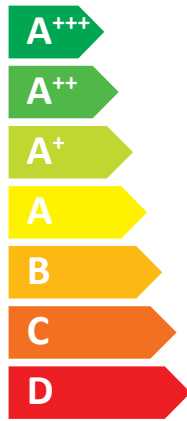

811/2013




ENERG Y IJA
 енергия · ενεργεια IE IA



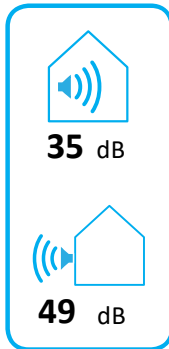
METROAIR S8 + METROAIR 330



A++



A



2019

811/2013



ENERG

енергия · ενέργεια

Y






IJA


IE


IA





METROAIR S8 + METROAIR 330













+ 

+ 

+ 


+ 

Supplier's name:	METRO THERM A/S		
Model:	METROAIR S8 + METROAIR 330		
Temperature application	35	55	°C
Declared load profile for water heating	XL		
Seasonal space heating energy efficiency class, average climate:	A+++	A++	
Water heating energy efficiency class, average climate:	A		
Rated heat output, average climate:	5,3	5,3	kW
Annual energy consumption for space heating, average climate	2196	2939	kWh
Annual electricity consumption for water heating, average climate	1600		kWh
Seasonal space heating energy efficiency, average climate:	196	146	%
Water heating energy efficiency, average climate:	105		%
Sound power level LWA indoors	35		dB
Rated heat output, cold climate:	5,4	5,2	kW
Rated heat output, warm climate:	5,5	5,2	kW
Annual energy consumption for space heating, cold climate	3238	4055	kWh
Annual electricity consumption for water heating, cold climate	2067		kWh
Annual energy consumption for space heating, warm climate	1161	1570	kWh
Annual electricity consumption for water heating, warm climate	1346		kWh
Seasonal space heating energy efficiency, cold climate:	161	123	%
Water heating energy efficiency, cold climate:	81		%
Seasonal space heating energy efficiency, warm climate:	250	174	%
Water heating energy efficiency, warm climate:	124		%
Sound power level LWA outdoors	49		dB

Data for package fiche

Controller class	VI		
Controler contribution to efficiency	4		%
Seasonal space heating energy efficiency of package, average climate:	200	150	%
Seasonal space heating energy efficiency class for package, average climate:	A+++	A+++	%
Seasonal space heating energy efficiency of package, cold climate:	165	127	%
Seasonal space heating energy efficiency of package, warm climate:	254	178	%

Model(s):		METROAIR S8 + METROAIR 330			 METRO THERM				
Type of heat source/sink:		Air/water							
Low-temperature heat pump:		No							
Equipped with supplementary heater:		Yes							
Heat pump combination heater:		Yes							
Climate condition:		Average							
Temperature application:		Medium temperature (55 °C)							
Applied standards: EN14825 - EN16147 - EN12102-1									
Rated heat output		Prated	5,3	kW	Seasonal space heating energy efficiency		η_s	146	%
<i>Declared capacity for part load at outdoor temperature Tj</i>					<i>Declared coefficient of performance for part load at outdoor temperature Tj</i>				
Tj = -7 °C	Pdh	4,6	kW		Tj = -7 °C	COPd	2,19		
Tj = +2 °C	Pdh	2,8	kW		Tj = +2 °C	COPd	3,77		
Tj = +7 °C	Pdh	2,1	kW		Tj = +7 °C	COPd	4,75		
Tj = +12 °C	Pdh	2,3	kW		Tj = +12 °C	COPd	5,70		
Tj = biv	Pdh	4,8	kW		Tj = biv	COPd	2,21		
Tj = TOL	Pdh	4,8	kW		Tj = TOL	COPd	2,21		
Tj = -15 °C (if TOL < -20 °C)	Pdh		kW		Tj = -15 °C (if TOL < -20 °C)	COPd			
Bivalent temperature					Operation limit temperature				
		T _{biv}	-10	°C			TOL	-10	°C
Cycling interval capacity for heating					Cycling interval efficiency				
		P _{cyc}		kW			COP _{cyc}		-
Degradation co-efficient					Heating water operating limit				
		C _{dh}	0,97	-			WTOL	65	°C
<i>Power consumption in modes other than active mode</i>					<i>Supplementary heater</i>				
Off mode		P _{OFF}	0,008	kW	Rated heat output		P _{sup}	0,0	kW
Thermostat-off mode		P _{TO}	0,013	kW					
Standby mode		P _{SB}	0,011	kW	Type of energy input		Electric		
Crankcase heater mode		P _{CK}	0,0045	kW					
<i>Other items</i>									
Capacity control		Variable			Rated air flow rate, outdoors			2400,00	m ³ /h
Sound power level, indoors/outdoors		L _{WA}	35/49	dB	Rated water flow rate, indoor heat exchanger				m ³ /h
Annual energy consumption		Q _{HE}	2939	kWh	Rated brine or water flow rate, outdoor heat exchanger				m ³ /h
<i>For heat pump combination heater:</i>									
Declared load profile		XL			Water heating energy efficiency		η_{wh}	105	%
Daily electricity consumption		Q _{elec}	7,64	kWh	Daily fuel consumption		Q _{fuel}		kWh
Annual electricity consumption		AEC	1600	kWh	Annual fuel consumption		AFC		GJ
Approved by:									
Contact details		© NIBE Energy Systems - Box 14 - Hannabadsvägen 5 - 28521 Markaryd - Sweden							